

















## Instruction to use HTML file format:

1- To open an HTML table on the website go to

[http://www.mlsd.gov.bh/theministry/open\\_data](http://www.mlsd.gov.bh/theministry/open_data)

المساعدات الاجتماعية	
البيانات المفتوحة 2016	البيانات المفتوحة 2017
 FS_OpenData_Jan2016	 FS_OpenData_Jan2017
 FS_OpenData_Jan2016.html	 <a href="#">FS_OpenData_Jan2017.html</a>
 FS_OpenData_Feb2016	 FS_OpenData_Feb2017
 FS_OpenData_Feb2016.html	 FS_OpenData_Feb2017.html
 FS_OpenData_Mar2016	 FS_OpenData_Mar2017
 FS_OpenData_Mar2016.html	 FS_OpenData_Mar2017.html
 FS_OpenData_Apr2016	 FS_OpenData_Apr2017
 FS_OpenData_Apr2016.html	 FS_OpenData_Apr2017.html

2- The table will open in a separate window

Table		GENDER ▾ DATE_OF_BIRTH ▾ REGION ▾ SUBSIDY_TYPE ▾ SUBSIDY ▾ DATE_STAMP ▾													
Count		CATEGORY ▾		MARITAL_STATUS ▾											
GOV ▾		CATEGORY		Divece (with children)		Exceptional cases		Family (husband or wife / with or without sons)		Widow with children		social Security		Totals	
		MARITAL_STATUS													
		DIVORCED	MARRIED	WIDOW	DIVORCED	DIVORCED	MARRIED	SINGLE	MARRIED	WIDOW	DIVORCED	MARRIED	SINGLE	WIDOW	
GOV															
Capital Governorate		1	2	12	4		1	1	70	6	2	2	5	1	107
Muharraq Governorate		1		6	6				79	3	1	2	2	1	101
Northern Governorate		1	3	2	10				127	6	5	3	6	3	166
Southern Governorate			3	7	7	1			62	2	5				87
Totals		3	8	27	27	1	1	1	338	17	13	7	13	5	461

3- To customize the HTML table you need to drag the categories box above the table to the left pane

The screenshot shows a data table interface. On the left, a sidebar contains a 'GENDER' category selected. The main table has a header with columns: REGION, DATE\_OF\_BIRTH, SUBSIDY\_TYPE, SUBSIDY, DATE\_STAMP, CATEGORY, and MARITAL\_STATUS. The table body is organized into sections: 'Diverse (with children)', 'Exceptional cases', 'Family (husband or wife / with or without sons)', 'Widow with children', and 'social Security'. A red arrow points from the 'GENDER' category in the sidebar to the 'CATEGORY' column in the table header.

GOV	CATEGORY	DIVERCE (with children)			EXCEPTIONAL CASES			FAMILY (husband or wife / with or without sons)	WIDOW WITH CHILDREN		SOCIAL SECURITY			TOTAL	
		DIVORCED	MARRIED	WIDOW	DIVORCED	DIVORCED	MARRIED		SINGLE	MARRIED	WIDOW	DIVORCED	MARRIED		SINGLE
Capital Governorate		2	2	11	4		2	2	70	8	2	2	8	1	107
Muharraq Governorate		2		8	8				79	3	1	2	2	1	101
Northern Governorate		1	3	2	10				127	8	5	3	8	3	166
Southern Governorate			8	7	7	1			82	2	5				87
<b>Totals</b>		<b>3</b>	<b>8</b>	<b>27</b>	<b>27</b>	<b>1</b>	<b>1</b>	<b>1</b>	<b>338</b>	<b>27</b>	<b>13</b>	<b>7</b>	<b>13</b>	<b>5</b>	<b>461</b>

4- You can filter the categories according to your research

The screenshot shows a data table interface with two categories selected in the sidebar: 'GENDER' and 'SUBSIDY\_TYPE'. The main table has a header with columns: REGION, DATE\_OF\_BIRTH, SUBSIDY, DATE\_STAMP, CATEGORY, and MARITAL\_STATUS. The table body is organized into sections: 'Diverse (with children)', 'Exceptional cases', 'Family (husband or wife / with or without sons)', 'Widow with children', and 'social Security'. The table is filtered to show only 'FINANCIAL SUPPORT' subsidy types.

GENDER	SUBSIDY_TYPE	REGION	CATEGORY	DIVERCE (with children)			EXCEPTIONAL CASES			FAMILY (husband or wife / with or without sons)	WIDOW WITH CHILDREN		SOCIAL SECURITY			TOTAL
				DIVORCED	MARRIED	WIDOW	DIVORCED	DIVORCED	MARRIED		SINGLE	MARRIED	WIDOW	DIVORCED	MARRIED	
F	FINANCIAL SUPPORT	Capital Governorate					11	4				8	2	2	4	21
		Muharraq Governorate					8					3	1	1	1	14
		Northern Governorate					10					8	4	1	3	14
		Southern Governorate					7	1	4			2	4			21
M	FINANCIAL SUPPORT	Capital Governorate				2	2	1								10
		Muharraq Governorate					1							1	1	4
		Northern Governorate					4							1	1	10
		Southern Governorate					1									4
<b>Totals</b>					<b>3</b>	<b>8</b>	<b>27</b>	<b>27</b>	<b>1</b>	<b>1</b>	<b>1</b>	<b>1</b>	<b>1</b>	<b>1</b>	<b>461</b>	

5- All files are generated from the ministry systems on monthly basis and in tow formats .csv and .html

6- Instructions for opening the files are included.

7- You might face issues with older versions of Internet Explorer (IE). Please try other browses.

8- HTML file is compatible with newer version of Internet Explorer (IE), Google Chrome, Mozilla Firefox, Opera.